

Soil Contamination and Plant Accumulation under Long-Term Sewage Irrigated Desert Soils: a Case Study in Egypt

¹E.M. Abd El Lateef, ¹M.S. Abd El-Salam, ²J.E. Hall and ³S.R. Smith

¹Field Crops Research Department, Agricultural Division,
National Research Centre, 33 El-Behooth St., Dokki, Giza, Egypt, P.O. Box: 12622

²Independent Effluent and Sludge Expert, UK

³Imperial College, Dept of Civil and Environmental Engineering, London, SW7 2BU, UK

Abstract: As part of a four year study evaluating plant and desert soil contamination in Egypt, desert soil and plant surveys were carried out on a citrus plantation, irrigated with Cairo sewage since the 1920s, in order to evaluate the long-term accumulation of trace elements and heavy metals and their bioavailability. While total and DTPA soil concentrations correlated well, no relationship could be found between soil and plant tissue concentrations, despite elevated levels of heavy metals in the soil. The study of long-term contamination of soil with PTEs has not demonstrated a potential risk to crop quality and yield or human health from the slow accumulation of potentially toxic elements (PTEs) in sewage treated agricultural soil. PTE concentrations in plant tissues remained low and within normal ranges despite significant increases in soil content after long-term irrigation with sewage effluent. Concentrations of PTEs in plant tissues were not related to total or DTPA extractable metals in contaminated soil. DTPA may not be a sufficiently reliable indicator of actual Phyto availability of trace elements in effluent treated soil, although it is accepted that DTPA is widely used in nutrient diagnosis assessment. These data provide assurance about the minimal risk to the environment from trace elements and PTEs in sludge-treated agricultural soil, but a more detailed dietary analysis of Cd intakes under Egyptian conditions is recommended, following the approaches adopted in the UK and US for setting Cd soil limits or loading rates for this element.

Key words: DTPA extraction • Citrus • Cu • Cd • Leaf concentration • Soil concentration • Toxicity • Zn

INTRODUCTION

The Gabal El Asfar Old Farm is a government-owned fruit plantation situated on the north-eastern edge of Cairo on land that was originally desert. The farm has been irrigated with sewage for more than 80 years and there are environmental and health concerns about soil, water and crop contamination at the site -by potentially toxic heavy metals. The extent of soil contamination at the site can help for a model of the potential long-term effects of heavy metals on crops for sewage sludge-treated soils in Egypt. This adopts an approach followed by European scientists in assessing potential long-term impacts of recycling sewage sludge on agricultural land using sites with long histories of sludge application and referred to as so-called 'historic sites'. These fields have been treated with effluent and sludge for many years in operational practice and where the concentrations of heavy metals

have been significantly raised above background values, representing potentially a worse-case of soil contamination. Investigations using historic site soils provide a valuable adjunct to the classically designed and controlled field trials, for assessing the environmental effects of sewage sludge. Their value is due to the long period of time required for repeated sludge application to accumulate heavy metals in soil. If it can be demonstrated that there are minimal long-term risks to the environment under these worse-case conditions, this provides additional assurance and security about the long-term safety and sustainability of controlled recycling sewage sludge on agricultural land. Several investigators studied the effect of long-term irrigation of sewage in Gabal El Asfar farm. They found that the longer the period of irrigation with sewage effluent the higher the level of Potentially Toxic Elements (PTEs) accumulation in soil [1-5].

In India, Rattan *et al.* [6] reported that Sewage irrigation for 20 years resulted into significant build-up of DTPA-extractable Zn (208%), Cu (170%), Fe (170%), Ni (63%) and Pb (29%) in sewage-irrigated soils over adjacent tube well water-irrigated soils, whereas Mn was depleted by 31%. Soils receiving sewage irrigation for 10 years exhibited significant increase in Zn, Fe, Ni and Pb, while only Fe in soils was positively affected by sewage irrigation for 5 years. Among these metals, only Zn in some samples exceeded the phytotoxicity limit.

Therefore, a study was carried out to assess the long-term effects of heavy metals in sludge-treated soil on crop quality in Gabal El Asfar Old Farm in Egypt.

MATERIALS AND METHODS

Two surveys of the Gabal El Asfar Old Farm were undertaken as part of Cairo Sludge Disposal Study. In the first survey, the relationships between total and DTPA extractable heavy metals in soil and concentrations in citrus fruit were examined. Concentrations of heavy metals in leaves of citrus were measured in the second survey and related to total and DTPA extractable metals in soil. The results of both surveys are summarized here and an integrated interpretation of the potential long-terms implications of heavy metals in sewage sludge recycled on agricultural land in Egypt.

Table 1: Areas of sampling, year of first planting and current cropping in the three main area of Gabal El Asfar Old Farm

Plantation Ref. No.	Date of planting	Duration sewage irrigation	Current planting	Intercropping at time of sampling
Southern area				
53	1928	69	Seedless orange	
52	1954	69	Seedless orange	Maize
13	1928	67	Valencia orange	
75	1933	64	Mandarin	
76	1933	64	Mandarin	
67	1954	43	Orange	Maize
65	1958	39	Orange	Maize
22	1960	37	Valencia Orange	Maize
23	1960	37	Orange	Maize
12	1962	35	Lemon	
61	1965	32	Orange	
62	1965	32	Orange	
20	1972	25	Orange	
21	1972	25	Valencia Orange	
40	1984	13	Lemon	
73	1989	8	Mandarin	

Table 1: continued

Plantation Ref. No.	Date of planting	Duration of sewage irrigation	Current planting	Intercropping at time of sampling
Northern area				
2	1914	83	Pecan	
6	1914	83	Pecan + lemon	
Forest				
	1956	42	Orange (balady)	
A	1956	43	Valencia orange	
B	1956	43	Valencia orange	
C	1956	43	Valencia orange	
D	1956	43	Sweet orange	
28	1962	35	Soliman pasha orange	Maize
29	1962	35	Pecan	Maize
2	1986	11	Mandarin	
5	1987	10	Seedless orange	
7	1987	10	Valencia orange	
10	1991	6	Khalili orange	
14	1992	4	Valencia orange	
2	1993	4	Mandarin	
Reclamation area				
93	1914	83	Seedless orange	
56	1961	36	Mandarin	
82	1967	30	Valencia orange	
2	1977	20	Mandarin	
5	1981	16	Mandarin	
12	1988	9	Lemon	
8	1988	8	Seedless orange	
11	1989	7	Mandarin	
1	1992	5	Valencia orange	

Since the site is only irrigated with partially treated effluent, this represents a potentially severe disease exposure risk to labourers working on the land and also to consumers of the produce. Some of the crops grown would represent a high risk to consumers, such as salads and other crops that may be eaten raw. It was beyond the scope of the Study to investigate these issues, but advantage was taken of the soil samples taken during the site surveys for examination of residual pathogens and parasites since these would provide a useful information about the pathogenic load due to sewage irrigation (it will be published in another work). The sampled locations for soil and plants are presented in table 1. The total number of samples were 40 from three major areas (southern – 16, northern 15 and reclaimed area 9) Fifteen samples were collected in survey 1 and 41 samples were collected in Survey 2.

Chemical analyses for soil (0-30cm) depth and plant samples were carried out to measure Zn, Cu, Ni, Cd, Pb and Cr according to the methods described by [7-9]. The data were statistically analyzed using software package (Cohort 2). The heavy metal contents of citrus leaves and fruit (orange - eleven sampling sites; mandarin - four sampling sites) and total and DTPA extractable concentrations in soils were measured in samples collected from different areas of the Farm during two site surveys.

RESULTS AND DISCUSSION

Total and DTPA concentrations of heavy metals in the surveyed soils showed significant enrichment by long-term irrigation with sewage effluent. For example, the maximum total concentrations of Zn and Cu were 530 and 117 mg kg⁻¹, respectively, representing a potential risk to crop yields (Tables 2 and 3). The maximum Cd concentration detected was 9 mg kg⁻¹ and may be a potential risk to the human food chain from uptake into staple crops grown at the farm.

Correlation Between DTPA Extractable and Total Content: DTPA extractable metals were significantly ($P < 0.001$) correlated with the total contents of Zn ($r = 0.91^{***}$), Cu ($r = 0.83^{***}$), Ni ($r = 0.63^{***}$) and Pb ($r = 0.85^{***}$) in soil when data from both surveys were pooled for statistical evaluation (Table 4 and Figure 1). There was also evidence of a weak relationship between DTPA extractable and the total soil concentration for Cd and Cr, although this only just achieved significance at $P = 0.05$. DTPA is widely used in nutrient diagnosis as a

tool for assessing potential soil deficiencies. However, these results show that the degree of extractability of a particular element does not necessarily provide a measure of its bioavailability to crops for assessing toxicological risks of heavy metals to crops or human health in sludge-treated desert soil. Soil extraction with DTPA was not a reliable indicator of bioavailability to citrus in reclaimed desert soil. Soil chemical extraction techniques should be interpreted with extreme caution when considering the environmental implications of recycling sewage sludge on agricultural land under Egyptian conditions.

Relationship Between Bioaccumulation and Soil Contamination: On the basis of data from the chemical analysis of citrus fruits and leaves, there were no significant relationships apparent between the concentrations of heavy metals in plant tissues and the corresponding amounts of total or DTPA extractable metals in soil (Table 5; Figures 2 - 4). Leaf Zn and Cu concentrations were in the low (16-24 and 3.6-4.9 mg kg⁻¹, respectively) to optimum (25-100 and 5-16 mg kg⁻¹, respectively) ranges for citrus and the other heavy metals were within normal ranges. Chemical analysis of citrus leaves indicated that Cu status was potentially within the deficient range in some cases, despite high soil concentrations observed for this element. Furthermore, there was no significant relationship detected between soil and leaf Cu demonstrating the minimal risk of phytotoxicity from this element in sludge-treated soil.

These results confirm other reports [10, 11] with the effluent reuse in agriculture, which demonstrates that both Cu and Ni are unlikely to be phytotoxic when normal effluents from treatment plant are applied to farmland at agronomic rates in practice. This is because Cu is relatively tightly bound to soil organic matter limiting its mobility in sludge-treated soil and plants are also able to control the accumulation of Cu in their tissues much more so than for Zn or Ni. Nickel poses little actual risk to crops in practice because concentrations in sludge are small relative to its phytotoxic threshold content in sludge-amended soil. The results were consistent with earlier surveys of citrus at the Old Farm, which were optimistic about the positive, nutritional benefits of sewage irrigation for crop production.

Zinc is the element associated principally with the risk of phytotoxicity in sludge-treated agricultural land. The Zn concentrations detected in soil sampled in the second survey of Gabal El Asfar Old Farm were modest and below the considered phytotoxic concentration. Nevertheless, the Zn content of soil was raised by almost

Table 2: Statistical summaries of total and extractable trace elements in soil and concentrations in citrus fruit from Gabal El Asfar Old Farm (Survey 1)

	Zn	Cu	Ni	Cd	Pb	Cr
Total soil concentration (mg kg ⁻¹)						
Minimum	180	50	1	1	5	80
Maximum	530	117	51	9	70	230
Mean	325	81	23	3	21	158
Median	310	82	21	2	10	160
EC limit ⁽¹⁾	300	140	75	3	300	-
DTPA extractable soil concentration (mg kg ⁻¹)						
Minimum	16	8.0	0.56	0.10	2.0	0.2
Maximum	56	27.0	7.40	0.30	10.0	1.2
Mean	33	13.5	3.21	0.17	4.8	0.6
Median	32	11.4	3.30	0.18	4.0	0.6
Tissue concentration in citrus fruit (orange and mandarin) (mg kg ⁻¹ DM)						
Minimum	0.37	0.12	0.10	0.02	0.24	0.36
Maximum	2.60	0.48	1.20	0.10	2.10	3.60
Mean	1.03	0.22	0.38	0.07	1.01	1.92
Median	1.00	0.24	0.22	0.09	0.90	2.10

Note: ⁽¹⁾ European maximum soil limit value (CEC Directive 86/278/EEC)

n=15

Table 3: Statistical summaries of total and extractable heavy metals in soil and concentrations in citrus leaves from Gabal El Asfar Old Farm (Survey 2)

	Zn	Cu	Ni	Cd	Pb	Cr
Total soil concentration (mg kg ⁻¹)						
Minimum	32	7	9.8	0.2	16	2.4
Maximum	143	366	92	4.6	290	376
Mean	95	67	45	1.6	70	89
Median	103	54	38	1.4	60	82
DTPA extractable soil concentration (mg kg ⁻¹)						
Minimum	4.0	2.2	9.8	0.02	1.4	<LoD
Maximum	18.8	42.5	92	0.88	21	0.3
Mean	15.2	15.8	45	0.21	8.7	0.1
Median	16.6	13.6	38	0.14	7.0	0.1
Tissue concentration in citrus leaves (mg kg ⁻¹ DM)						
Minimum	1.2	1.0	0.8	<LoD	0.5	0.2
Maximum	150 ⁽¹⁾	9.4	10.0	0.2	30.0	4.1
Mean	24.8	3.8	4.3	0.1	12.4	2.0
Median	20.9	3.5	4.0	0.1	11.4	2.1

Note: n=41

Table 4: Linear regression models ($y = a + bx$) of the relationships between the DTPA extractable and total concentrations of heavy metals in soil for pooled data from Survey 1 and 2

Element	Intercept (a)	Slope (b)	Correlation coefficient (r)	Significance (P)
Zn	7.40	0.08	0.91	<0.001***
Cu	6.00	0.13	0.83	<0.001***
Ni	1.30	0.05	0.64	<0.001***
Cd	0.14	0.03	0.29	0.03*
Pb	2.80	0.08	0.85	<0.001***
Cr	0.09	0.001	0.38	0.004**

Table 5: Correlation coefficients (r) of relationships between heavy metal concentrations in soil and citrus at Gabal El Asfar Old Farm

Element	Fruit (n = 15)		Leaves (n = 41)	
	Total	DTPA	Total	DTPA
Zn ⁽¹⁾	-0.11 ns	-0.03 ns	-0.12 ns	-0.05 ns
Cu	0.27 ns	-0.03 ns	0.36 ns	0.24 ns
Ni	0.06 ns	-0.35 ns	0.38 ns	0.18 ns
Cd	0.39 ns	0.35 ns	0.35 ns	0.47 ns
Pb	0.24 ns	-0.24 ns	-0.10 ns	0.04 ns
Cr	0.09 ns	0.01 ns	0.01 ns	-0.05 ns

Note: ns, not significant at P=0.05

⁽¹⁾ Outlier value of 150 mg Zn kg⁻¹ in leaves omitted from the correlation analysis on leaf tissue content

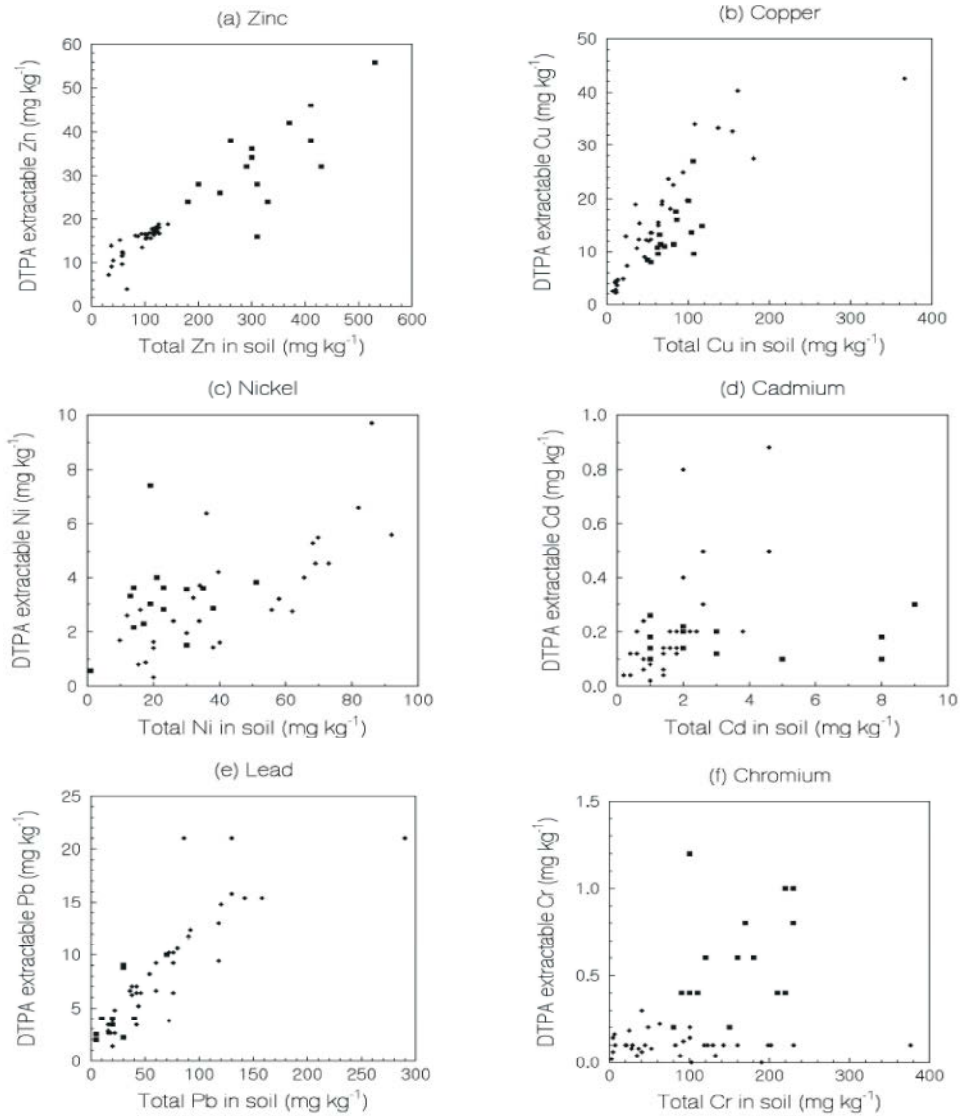


Fig. 1: DTPA extractable concentrations of heavy metals in relation to the total heavy metal content in soil from Gabal El Asfar Old Farm (n, Survey 1; u, Survey 2)

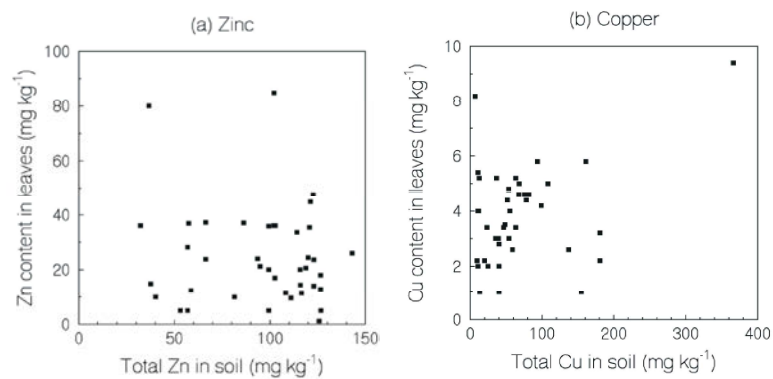


Fig. 2: Concentrations of (a) Zn and (b) Cu in leaves of citrus in relation to the total content in soil from Gabal El Asfar Old Farm (Survey 2)

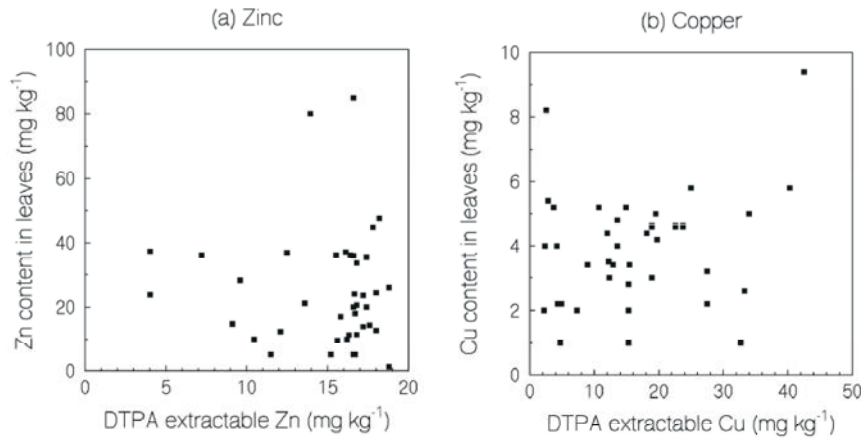


Fig. 3: Concentrations of (a) Zn and (b) Cu in leaves of citrus in relation to the DTPA extractable contents in soil from Gabal El Asfar Old Farm (Survey 2)

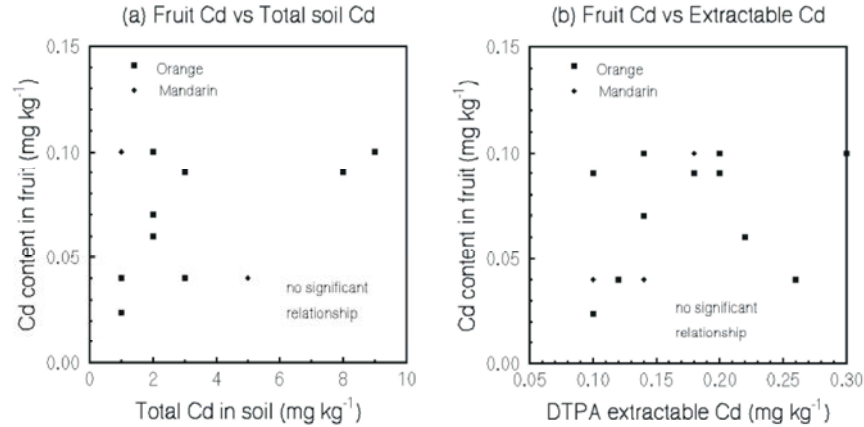


Fig. 4: Cadmium concentrations in citrus fruit in relation to (a) total and (b) DTPA extractable Cd content in soil at Gabal El Asfar Old Farm (Survey 1)

300 % above background, but there was no evidence of increasing Zn concentrations in citrus leaves (Table 5; Figures 2 and 3). These data indicate that Zn phytotoxicity is very unlikely from recycling sewage sludge to citrus crops.

Cadmium is the only element of concern in terms of the risk to human health from uptake into food crops grown on sludge-treated soil. The total Cd concentration in soil at Gabal El Asfar Old Farm was raised to a value 3 times the maximum EU limit for this element in sludge-treated agricultural soil. Despite the marked increase in soil Cd content, there was no detectable transfer into citrus leaves or fruit (Figure 4). The absence of Cd uptake into citrus fruit is to be expected because fruits are amongst the least sensitive plant parts to Cd accumulation. These data emphasise the minimal risk to the human diet from Cd in fruit crops grown on sludge-treated soil.

Leaf tissues of a number of inter-crops at Gabal El Asfar were also sampled in the survey including maize ($n = 9$) and one sample each of egg plant, pepper and potato. In all cases, leaf tissue concentrations were low and in some cases Cu status was below the deficiency threshold. The Cd content in leaves was small and generally $<0.02 \text{ mg kg}^{-1}$.

Lead was readily extracted from soil by the DTPA reagent (Figure 1), but is strongly bound to the soil matrix and is not transferred to crop tissues. The chemical analysis of citrus leaves and fruit confirmed the Pb accumulation in plant parts to be negligible (Table 4).

Uptake of Cr into plant tissues is also restricted because of the capacity of soil to bind this element strongly in unavailable forms. In this case, however, the DTPA extractable fraction of this element was small and reflected the low bioactivity of Cr in sludge-treated soil (Figure 1 and Table 4).

Abo-el-Abbas² indicated that PTEs such as Fe, Zn, Mn, Cu and Pb are accumulated in the upper soil after 85 years sewage farming at El-Gabal Al-Asfer. In Egypt Abdel-Sabour and Mohamed (1) and Abdel-Shafy *et al.* [3] found that the longer the period of irrigation with sewage effluent the higher the level of PTEs accumulation in soil and concluded that the progressive increase of PTEs in the soil represents serious risk to the cultivated plants. Also, Kamel and Husein [4] found that soil irrigated for 75 years with sewage effluent showed increment in the total content of PTEs compared to control. The obtained values were 316.9, 276.4, 9.31, 43.81 and 213.3 ug / g soil for Zn, Cu, Cd, Ni and Pb, respectively. They added that all values were remarkably over the safe values of these PTEs that should be found in soils. In Germany Lottermoser [5] study aimed to determine whether >110 years of sewage application has led to recognizable changes in the metal chemistry of soils from former sewage farms came to similar conclusion.

CONCLUSION

The study of long-term contamination of soil with heavy metals has not demonstrated a potential risk to crop quality and yield or human health due to slow accumulation of heavy metals in raw effluent -treated agricultural soil. Heavy metal concentrations in plant tissues remained low and within normal ranges despite significant increases in soil content after long-term irrigation with sewage effluent. Concentrations of heavy metals in plant tissues were not related to total or DTPA extractable metals in contaminated soil. DTPA may not be a sufficiently reliable indicator of actual Phyto availability of trace elements in sludge-treated soil, although it is accepted that DTPA is widely used in nutrient diagnosis assessment.

This study demonstrated the long-term contamination of reclaimed desert soil and provides assurance of, the minimal risk to crop quality, yield and human health from heavy metals applied to soil in sewage sludge for desert reclamation and fruit production. A more detailed analysis of dietary exposure to Cd under Egyptian conditions is recommended, following the approaches adopted in the UK and US for setting Cd soil limits or loading rates for this element. Such information would be valuable in formulating the long-term management strategy of the site and for sludge and effluent reuse generally in Egypt.

REFERENCES

1. Abdel-Sabour, M.F. and A.R.A.G. Mohamed, 1994. On the optimum use of municipal waste water, organic waste for ameliorating sandy soils. Final Report, Project No C-3-10, NARP, US-AID Project 263-0152, Cairo, Egypt.
2. Abo-el-Abbas, Y., 2001. Behavior of trace elements in ecosystem of the urbanized area at NE Cairo/Egypt. GSA Annual Meeting, November 5-8, Boston, Massachusetts, pp: 175.
3. Abdel-Shafy, H., S. Sayed and T. Yhaya-Omar, 2003. Risk assessment of sewage reuse on the sandy soil of the Abu-Rawash desert. Egypt Environment Protection Engineering, 29: 5-21.
4. Kamel, M. and E. Husein, 2007. Effect of long-term irrigation with sewage effluents on some PTE content in soils and plants in El-Gabal Al-Asfer farm. Egypt. J. Agric. Sci., 32: 6261-6270.
5. Lottermoser, B.G., 2012. Effect of long-term irrigation with sewage effluent on the metal content of soils, Berlin, Germany Environ Geochem Health, 34(1): 67-76.
6. Rattan, R.K., S.P. Datta, P.K. Chhonkar, K. Suribabu and A.K. Singh, 2005. Long-term impact of irrigation with sewage effluents on heavy metal content in soils, crops and groundwater- a case study. Agriculture Ecosystems & Environment, 109: 310-322.
7. Chapman, H.D. and F.E. Oratt, 1961. Methods of Analysis of Soil. Plant and Water. University of California, USA.
8. Jackson, M.L., 1967. Soil Chemical Analysis. Prentic Han of India, New Delhi, pp: 251-280.
9. Cottenie, A., M. Verlea, L. Krekens, G. Velghe and R. Beamerlynck, 1982. Chemical Analysis of Plant and Soils Lab. Anal. Agroch. Fac. Agric. State University Gent., Belgium.
10. Smith, S.R., E.M. Abd El-Lateef, J.E. Hall and A.A. Rasheed, 1995. The agricultural use of sewage sludge in warm climates, with special reference to Egypt. WRc Medmenham, UK.
11. Smith, S.R., E.M. Abd El-Lateef, J.E. Hall and A.A. Rasheed, 1999. Scientific justification for agricultural use of sewage sludge in Egypt. WRcMedmenham, UK.